ACCESSORIES

Stand ST1 Code: 1400
Stand ST1 is made up of a 400 mm x 250 mm granite base and a positioning column. Maximum height reached compared to the granite is 150 mm. It is suitable for the shift TS7.

Stand ST2 Code: 1401
Stand ST2 is made up of a 630x400 mm granite base and a positioning column. It reaches a maximum height from the plane of 250 mm. It is suitable for the translator TS7 and TL90.

Software MS full Code: 1404
Measurement Studio Full software allows you to download measurements and profiles, archive, statistic, and also pre-configure the reports to print them.

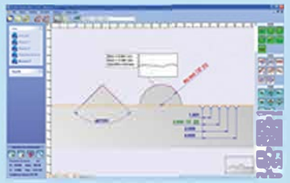

Software Profile Studio Code 1407
The software Studio Profile transforms the RTP80 into a full-field profilometer with range in Z of 1mm, which enables you to characterise distances, angles, radius and also save, and print profiles.

PROBES

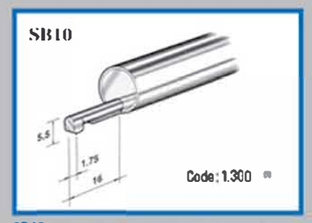

SB10 - Standard probe for plane surfaces or diameters internal/external large then of 10 mm.

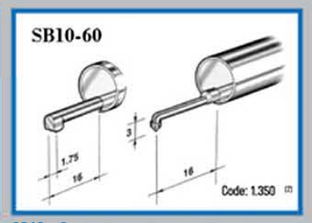

SB10-60 - Probe with removable skid for roughness and waviness measures or bore with diameter larger than 4 mm.

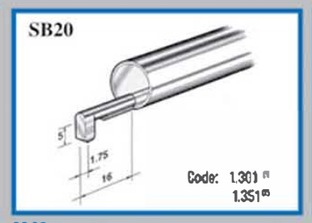

SB20 - For plane surfaces, grooves and shoulders with deep up to 5 mm.

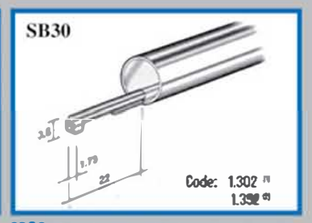

SB30 - For planes and holes with diameters more than 4mm and deep up to 20mm.

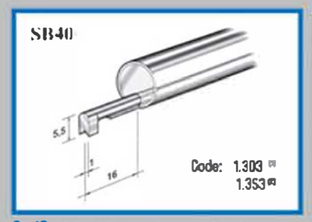

SB40 -"V" skid, for wires, and cylinders with external diameter more than 1 mm.

SB50 - With anterior skid, for plane or curve surfaces, ideal for measure at 90°.

SB60 - Probe without skid for little bores, minimum diameter 2 mm.

SB70 - Probe without skid with sloping diamond. Suitable curve, incline surface or shoulder.



SB110 - For concave and convex surfaces with minimum radius of 5 mm.



SB120 - or grooves and shoulders with depth up to 20 mm.

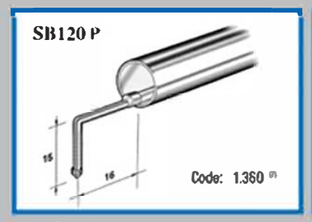

SB120P - Probe without skid for roughness and waviness measure, suitable for throats with maximum depth 20 mm.

SB130 - Probe without skid with pyramidal diamond for measure blades, wires and edge like cutting tools.

(1) Probes for TS7 - (2) Probes for TL90.

Standard probes: SB10 for TS7 - SB10-60 for TL90 - SB50 for Rotarix 55 or Rotarix 125

TECHNICAL DATA

Unit system	Millimetres and inches
Cut-off length	0,08 - 0,25 - 0,8 - 2,5 - 8 mm
Cut-off number	Selectable from 1 to 19
Evaluation length	Up to 50 mm
Measure range	1000 µm
Speed	0,5 o 1 mm/s
Resolution	0,001 µm
Numerical filter	Gaussian-as described in ISO 11562
Interface	5,7" TFT colour touchscreen display and waterproof membrane keyboard with 3 keys
Languages	Italian, English, French, German, Spanish and Portuguese
Memory	Up to 1000 measurements
Probe	The inductive probe is able to rotate till 90° for lateral measures
Diamond stylus	Radius of 2 µm with cone angle of 90° (on request 2 µm with cone angle of 60°)
Form error	Able to measure radius with circle form subtraction

TABLE OF PARAMETERS

NORM	PARAMETERS										
ISO 4287 1997/JIS B0601	Ra	Rq	Rt	Rz	Rp	Rc	Rv	RSm	Rδc	RPc	
	Pa	Pq	Pt	Pp	Pc	Pv	PSm	Pδc	PPc		
	Wa	Wq	Wt	Wz	Wp	Wv	Wc	WSm	Wδc	WPc	
ISO 13565/ JIS B0671	Rk	Rpk	Rvk	Mr1	Mr2						
ISO 12085/ JIS B0631	Pt	R	AR	Rx	Wte	W	AW	Wx	Rke	Rpke	Rvke
	Rmax	R3z	R3zm								

Metrology Systems

Rugosimetro RTP80

The best way to measure

Centro ACCREDIA
LAT N° 041

Can the control of a part be more difficult than its construction? We think not!
The roughness tester RTP80 is the result of this idea and, thanks to the new TFT display with touchscreen technology, the analysis of roughness becomes straightforward even to novice users. Measure the roughness? As easy as using your Smartphone!

Top 10 reasons to choose the roughness tester RTP80

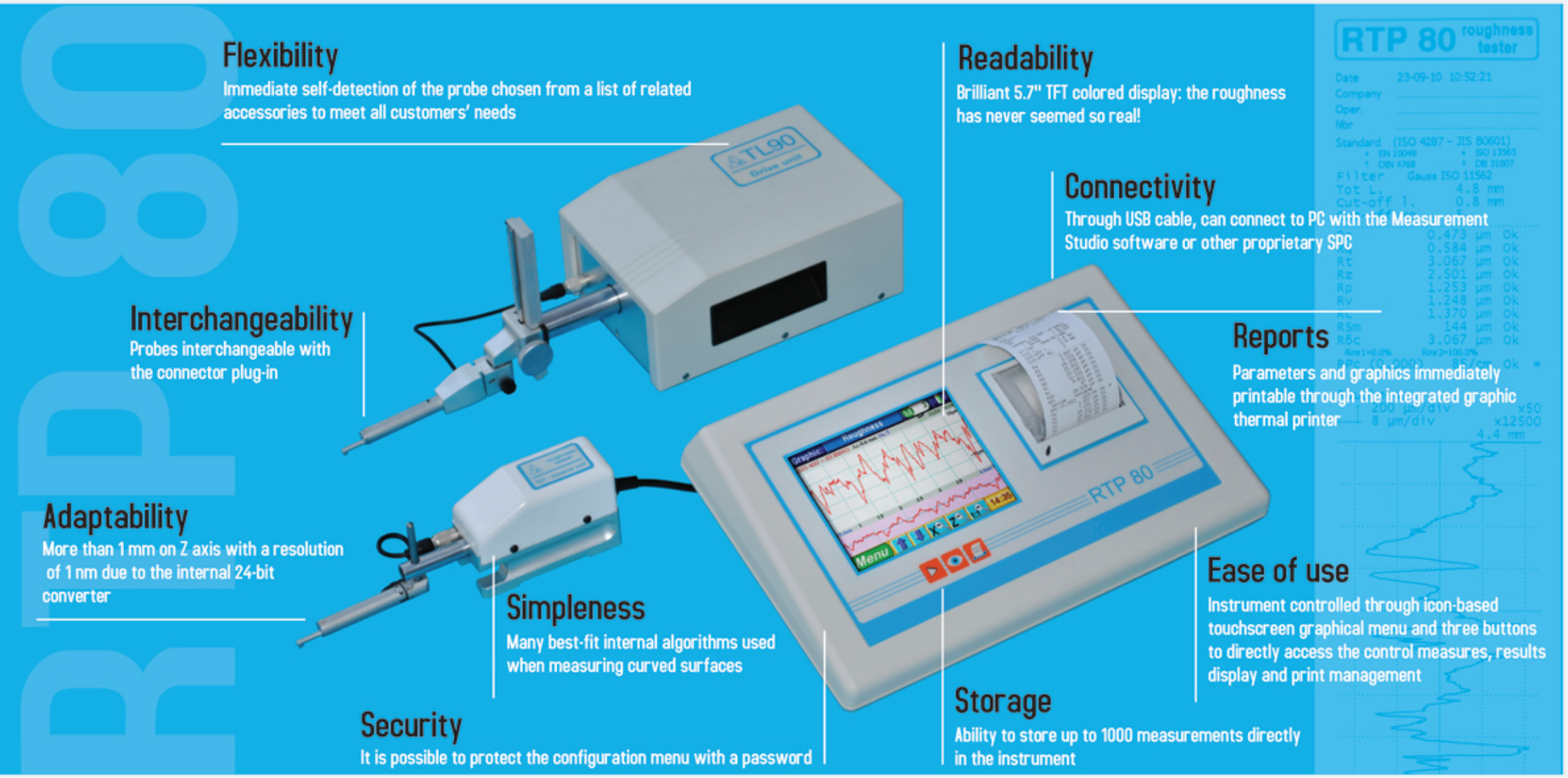

Flexibility
Immediate self-detection of the probe chosen from a list of related accessories to meet all customers' needs

Readability
Brilliant 5.7" TFT colored display: the roughness has never seemed so real!

Connectivity
Through USB cable, can connect to PC with the Measurement Studio software or other proprietary SPC

Interchangeability
Probes interchangeable with the connector plug-in

Reports
Parameters and graphics immediately printable through the integrated graphic thermal printer

Adaptability
More than 1 mm on Z axis with a resolution of 1 nm due to the internal 24-bit converter

Simpleness
Many best-fit internal algorithms used when measuring curved surfaces

Ease of use
Instrument controlled through icon-based touchscreen graphical menu and three buttons to directly access the control measures, results display and print management

Security
It is possible to protect the configuration menu with a password

Storage
Ability to store up to 1000 measurements directly in the instrument

TRANSLATOR UNIT

TS7 Code: 1.200
The compact and handy TS7 can perform measurements even in the most difficult conditions holding it with just one hand.
The probe can be rotated 90 degrees and the height is adjustable to measure curves surfaces.
The maximum movement is 25 mm.

TL90 Code: 1.201
The translator TL90 adopts an innovative professional micrometer without a rack that lets you position the probe on the workpiece with high precision.
The maximum vertical movement during positioning is 110 mm.
The nose has the internal plug-in connector that allows a quick change of the probe and, thanks to the bistable system, with a touch you can perform measurements with the skid or without skid using, in this last case, the internal reference for the determination of the W parameters.
The probe can be mounted with an angle up to 90 degrees.



ROTARIX 55 Code: 1.202
The rotary unit ROTARIX solves the problem of radial roughness measurements, such as case of pipes, spheres and, more generally, of solid rotation.
Version 55 ROTARIX with horizontal chuck of 55 mm is ideal for controlling the roughness of small pieces.
Measure diameter: Ø3 ÷ Ø60 mm.
Hold diameter : Ø1 ÷ Ø32 mm external
Ø18 ÷ Ø80 mm internal.



ROTARIX 125 Code: 1.203
In particulars with larger diameters or masses that can not be cantilever mounted, the best solution is the use of ROTARIX 125, thanks to a 125 mm chuck with vertical shaft, which allows you to do measurements on voluminous pieces.
The unit is equipped with a column for manual positioning with two degrees of freedom in order to position the probe in the exact point of beginning of the measure.
Measure diameter: Ø10 ÷ Ø160 mm.
Hold diameter: Ø3 ÷ Ø140 mm external
Ø55 ÷ Ø160 mm internal.

RTP80 Code: 1.103
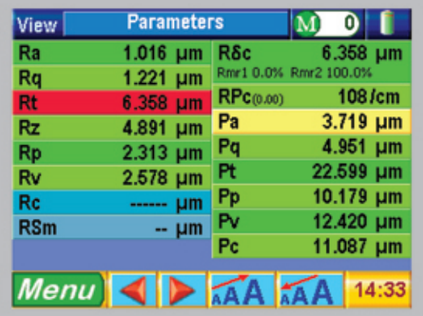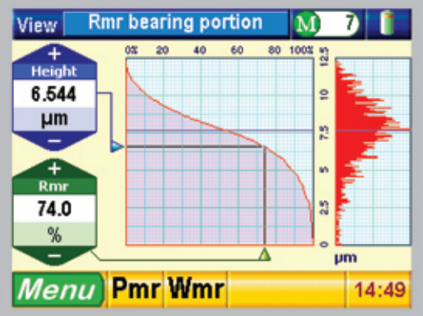
The roughness tester RTP80 is characterized by great handling and ease of use.
The integrated thermal printer combined with a brilliant 5.7" TFT colored display with touchscreen technology allows the operator to interact with the roughness in a user friendly way and to view or print out parameters and graphs of roughness.
The instrument can measure the roughness directly on production environment and can quickly calculate 48 roughness parameters laid down by ISO 4287 / JIS B0601, ISO 12085 (MOTIF / CNOMO) / JIS B0621, DIN. If you were looking for a tool that combines the need of portability and the accuracy of a laboratory instrument, now your request has been realized: RTP80 is what you're looking for!